



ORTHO2

Recent Updates in ViewPoint and Edge

ViewPoint 11 has begun its release. The update will be coming to your office soon! Check out some of the new features with the release. And for Edge customers, we've highlighted a few changes from the last update.

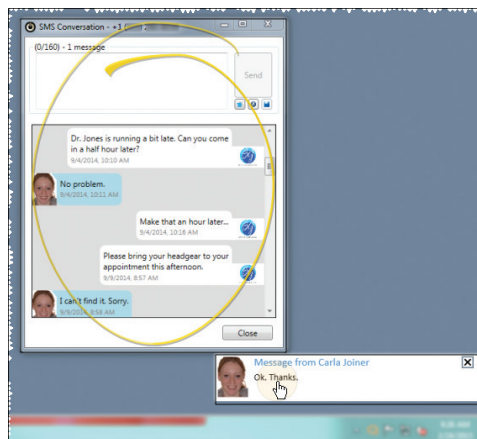
ViewPoint 11 Overview

If your office hasn't received ViewPoint 11 yet, you should be expecting it soon.

- Edge Reminders now features text messages in real-time. Each time a patient messages your office, you will receive instant notification. In addition, text messages that you use frequently can be saved and easily re-used as Quick Messages. This allows you to simply choose the message you want to send instead of typing it out again. To make the messages more personal, you can press Ctrl+Space in the Quick Message text box to bring up a list of patient variables, such as patient name and next appointment, to add to the message.
- XCharge now supports EMV readers. You will need to call XCharge to update your XCharge software with them. When you update, you will be provided with an ID needed to update your Orthodontist System Table in ViewPoint.
- In the Post Transaction window, you can now post a

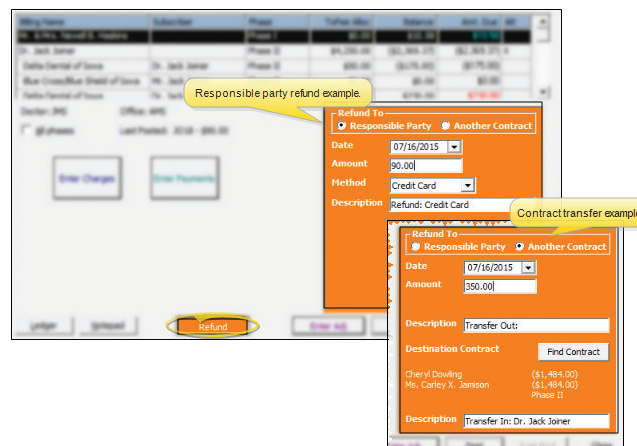
refund with the simple click of a button. The Refund button allows you to post a refund to a responsible party or apply a refund to another contract. Use the Refund option when someone has paid too much on an account.

- Another change you will notice, is that ViewPoint now supports ICD-9 and ICD-10 insurance codes. The codes will print in section 34 of the ADA 2012 insurance forms.



- If you accidentally post a payment to the wrong account, you can easily transfer it to the correct account via the patient ledger.

- You can now classify certain miscellaneous charges as "Non-Orthodontic Charge" to identify transactions that are not directly related to orthodontic care (i.e. late payment fees and non-sufficient funds fees). In some practices, transactions that are not directly related to orthodontic care are considered debit adjustments and not actual charges. This feature provides a way for those practices to differentiate these transactions accordingly on the Balancing Worksheet.



- The appointments in your HR Manager Calendar and your Office Calendar can now be seen in the Notes section of your Grid Bar. You can double-click a calendar appointment

Reprinted from
The Newsletter for Members and Friends of Ortho2
January 2016 - Volume 34 Issue 1

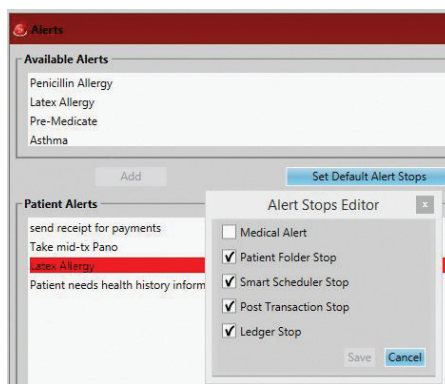
to open the Office Calendar to that date, or to log into your HR Manager module. In addition, double-clicking the calendar heading, even if no appointments exist, will open your Office Calendar or HR Manager.

- The mail merge function has greatly improved with ViewPoint 11. The mail merge function is compatible with 64 bit versions of Microsoft Word and Microsoft Word 2016. This ends support for versions of Microsoft Word prior to Word 2007 Service Pack 3. These legacy versions of Word can no longer be used to merge letters in ViewPoint. In addition, the merge documents are now stored in the database which allows everyone connected to that database access to the files.
- You can set up the properties of certain mail merge documents so that when you email the document, any images are included as attachments to the message, as well as being embedded in the body of the letter.
- New Reports include: Balancing Worksheet Report, Balancing Worksheet Summary Report, New Contract Audit Report, New Start Origins Report, and New VP Credit Card Transactions by Card Type Report.
- The Help menu is now online!

Edge Overview

Edge has also seen updates recently. Here are a few of them:


- Unread high importance messages will be displayed when logging into Edge.
- In the Timeclock Settings editor, you can define which day of the week is the start day for the week.
- Use the Alerts Stop Editor to choose default stops when creating a patient alert. From the patient folder, expand the Alerts panel. Click Set Default Alerts Stops and choose where the alerts will pop up in the program. This is a user-based setting.



- You can now control whether or not a user can add or delete an entry to or from another user's Stack. Change this for each user in the Security Editor in the General security group.
- In Edge Imaging, users can now add and delete external imaging files. In addition, it is no longer possible to swap external files between timepoints.
- The Make Appointments Workflow can now be used to schedule recall appointments.
- The note icon in the Tooth Chart will change color if a note is present.
- You can now copy treatment start date and expected appliance removal date from a previous treatment phase when changing the treatment phase.
- You can now display a blank signature line on credit card receipts.
- The Professional List report now allows you to select multiple professional types.

Have a Suggestion?

Do you have an idea on how to improve Edge or ViewPoint? We'd love to hear it! Check out UserVoice, our feedback forum that allows you to easily tell us how we can help improve your experience.

Log into UserVoice through the Ortho2 web page, www.ortho2.com, and click the UserVoice icon  in the upper right corner. Login with your email and password. Participate in one of the five forums: Edge, Edge Animations, Edge Imaging, ViewPoint, and Ortho2 Users Group Meeting.

Vote for ideas already suggested or submit your own. You have 10 votes, and can use up to three votes per suggestion. Check back to see which ideas will be implemented in future versions of your software. ☺